

FOR APPROVAL
MODEL : HC5601AU1

Customer: _____

RECEIPT STATUS
RECEIVED
By Date
Signature
Name
Time

Approved 葉金發

Checked 周逸德



Model	HC5601AU1
Version	1
Total Pages	6
Date	MAR.12,2009

CONTENTS

1. Scope of Work	3
2. Specifications	3
3. Optical Specifications.....	3
4. Connector.....	4
5. Inspection Standard	5
6. Mechanical Drawing.....	6

1. Scope of Work

This specification shall be applied to model:HC5601AU1,5.6" color TFT LCD module.

2. Specifications

2-1	Display	:	5.6" color TFT LCD												
2-2	Resolution	:	640 RGB(H) x 480(V)												
2-3	Active Area	:	112.8(H) x 84.6(V)												
2-4	Dot Pitch	:	0.059(H) x 0.177(V)												
2-5	Pixel Configuration	:	R.G.B Stripe												
2-6	Back Light	:	LED												
2-7	Input Signal	:	NTSC & PAL (auto-switch) Composite Video signal 1 Vp-p / 75 Ω Sync. Negative												
2-8	Color Depth	:	262K Colors												
			<table> <thead> <tr> <th></th> <th>NTSC</th> <th>PAL</th> </tr> </thead> <tbody> <tr> <td>f_H</td> <td>: 15.75 KHz</td> <td>15.625 KHz</td> </tr> <tr> <td>f_V</td> <td>: 60 Hz</td> <td>50 Hz</td> </tr> <tr> <td>f_{sc}</td> <td>: 3.58 MHz</td> <td>4.43 MHz</td> </tr> </tbody> </table>		NTSC	PAL	f_H	: 15.75 KHz	15.625 KHz	f_V	: 60 Hz	50 Hz	f_{sc}	: 3.58 MHz	4.43 MHz
	NTSC	PAL													
f_H	: 15.75 KHz	15.625 KHz													
f_V	: 60 Hz	50 Hz													
f_{sc}	: 3.58 MHz	4.43 MHz													
2-9	Power Source	:	DC 12V ~ 24V (ripple 0.5 Vp-p max.)												
2-10	Range of Operating Voltage	:	DC 10V ~ 24V												
2-11	Power Consumption	:	3W max.												
2-12	Operating Temperature	:	0 °C ~ 60 °C												
2-13	Storage Temperature	:	-10 °C ~ 70 °C												
2-14	Operating Humidity	:	Max. 85% RH												
2-15	Storage Humidity	:	Max. 85% RH												
2-16	Overall Dimensions	:	151 (W) x 110 (H) x 23.31 (D)												
2-17	Weight	:	250 ± 5 g												

3. Optical Specifications

3-1	Lamp Life-time	10,000 hr min. (at Tamb=25°C)
3-2	Typ. Viewing Angle	Right 65 deg Left 65 deg Top 45 deg Bottom 65 deg
3-3	Brightness	Typ. 250 cd/m ²
3-4	Contrast Ratio	Typ. 400
3-5	Response time	Typ. Tr 15ms/Tf 25ms

4. Connector

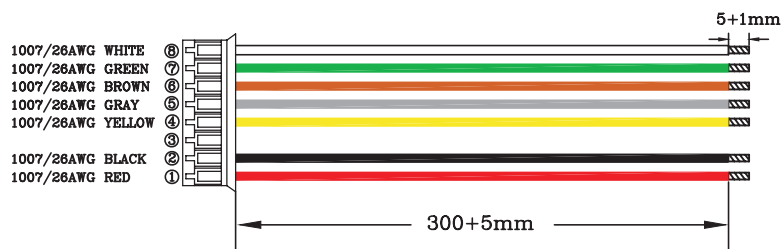
3-1 Harness connector : pitch 2mm, length 300mm

3-2 Pin Assignment

■ CN201 (8 pin)

Pin	Parameter	Color of Wire	Note
1	DC input	Red	-----
2	GND	Black	-----
3	(empty)	-----	-----
4	Color Up	Yellow	※ 1
5	Color Down	Gray	
6	Bright Down	Brown	
7	Bright Up	Green	
8	Power On/Off	White	

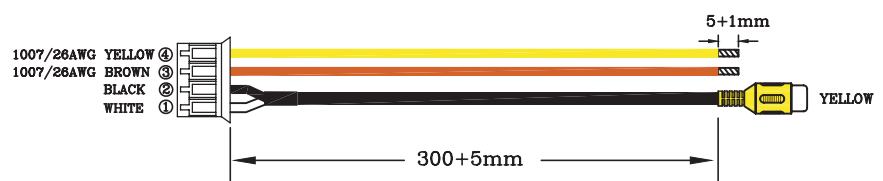
※1. If want to adjust color, bright or control power on/off, please intermittently touch pin4,5,6,7,8 with Ground separately. Or by the other way, connect pin4,5,6,7,8 to tactile push switch which on your device separately, as well as connect to Ground. Then, the adjust bar will appear.



■ CN204 (4 pin)

Pin	Parameter	Color of Wire	Note
1	Video	White	-----
2	Video GND	Black	-----
3	H Mirror	Brown	※ 2
4	V Mirror	Yellow	

※2. Please connect pin3 to Ground, then image will be horizontal reverse. Please connect pin4 to Ground, then image will be vertical reverse.



5. Inspection Standard

5-1 Inspection environment conditions

5-1-1 Room temperature : 20 ~ 25 °C

5-1-2 Humidity : 65 ± 5% RH

5-1-3 The viewing line should be perpendicular to the surface of monitor.

5-2 Classification of defects

5-2-1 Dot defect on screen

a). Inspection condition

- Inspection distance : 35 ± 5 cm
- Inspection illumination : 100 ~ 150 Lux
- Temperature : 30 ± 5 °C

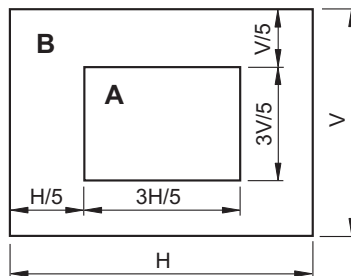
b). The criteria of the number of dot defects

Item	Area		Total
	A	B	
Blue Black	2	3	4
Red Green White	1	3	3
Total	2	5	7

Note : 1. The distance between dot defects should be more than 5 mm apart.

2. The inspecting area A & B are defined as follows :

c). The definitions of A and B zone



5-2-2 Afterimage

After displaying a pattern for 5 seconds then switch to a different pattern, the previous should disappear within 10 seconds.

5-2-3 White spot

Max. two white spots are allowed and diameter should be less than 2 mm.

5-2-4 Dust

It is not allowed that dust is visible between screen and protected film.

6.Mechanical Drawing

